

# TELEMEDICINE

## TELEMEDICINE AT TEXAS ONCOLOGY

### VSee FOR iPhone

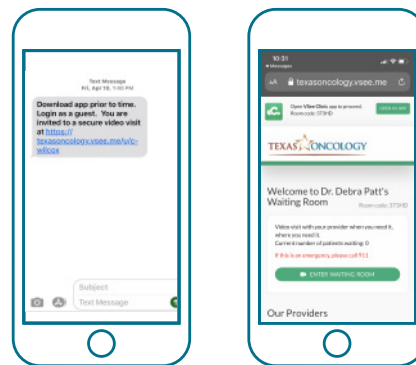
Telemedicine enables patients to connect directly to providers without having to go to the clinic.

### How it works:

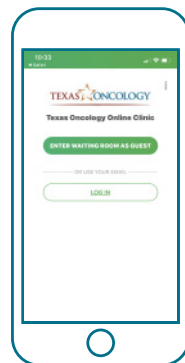
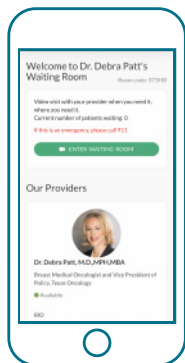
**1** Download the VSee Clinic app on your iPhone the day before your appointment.



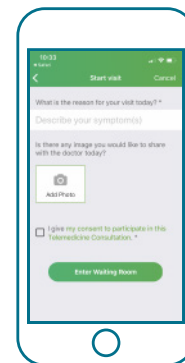
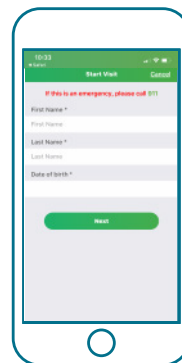
**2** A few minutes before your designated appointment you will receive a text message inviting you to your appointment. Since you have downloaded the app, select "Open In App."



**3** Click "Enter Waiting Room As Guest" to be directed to your appointment.



**4** Please enter your information and select "Next." Agree to the conditions and select "Enter Waiting Room."



**5** Visit with your provider and arrange follow-up care.

### What if I have questions?

For technical issues, please contact support at [help@vsee.com](mailto:help@vsee.com) or call (650)-880-1227. VSee support staff hours are from 7 a.m. - 7 p.m. CST (Monday-Friday) and 7 a.m. - 7 p.m. (Saturday-Sunday).

For questions about your appointment, please contact your clinic.